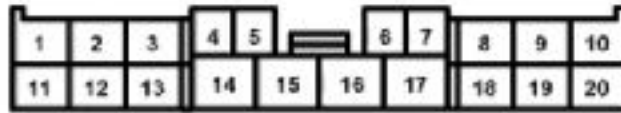


C101 RSX to 03-05 Hybrid



C101 Diagram looking at wire side of female connector.

No	02-04 RSX	03-05 Hybrid	Hybrid W/CVT	
1	GRN/WHT reverse lights	C102 #3		Back-up Lights
2	YEL reverse lights power	C102 #2		Back-up Lights
3	WHT/GRN VSS signal (VSS)	C104 #5		VSS
7	GRN FANC	C101 #6		FANC Radiator fan switch
9	BLK/YEL power for AFS relay and sensors	C102 #5		AFS Relay
10	BLK/WHT AFS heater control (A1)	AFS #4		Add AFS Connector
13	RED/YEL AFS- (A16)	AFS #2		Add AFS Connector
14	YEL/BLK Power for injectors and sensors	C103 #2		Power from Main Relay for ECU, Injectors, etc.
15	WHT AFS heater power (AFS relay, A22)	C101 #4 and AFS #3		AFS Relay #1 and Add AFS Connector
16	BLK/WHT Starter wire	C103 #1		Starter Signal
17	RED/WHT ECT	C101 #5		ECT to Climate Control
18	YEL/RED Low oil pressure indicator	C101 #8		Oil Pressure Light
19	RED AFS+ (A6)	AFS #1		Add AFS Connector
20	BLK/WHT Power for coils and sensors	C102 #2		Fuse 2 Power for Coils
X	C101 Hybrid connector	Connect C101 #9 to C101 #20		Clutch Pedal Switch and Starter Relay Ground


* Hasport harness conversion

C101 RSX to 03-05 Hybrid



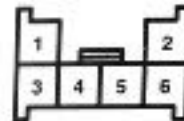
C103

- Brown
- Under right side of dash
- Connects engine wire harness to dashboard wire harness A (right branch)




C102

- Light Blue
- Under right side of dash
- Connects engine wire harness to dashboard wire harness A (right branch)



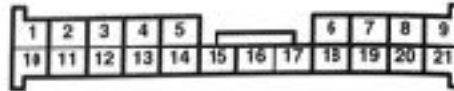
* Hasport harness conversion

C101 RSX to 03-05 Hybrid



C101

- White
- Under right side of dash
- Connects engine wire harness to dashboard wire harness A (right branch)



* Hasport harness conversion